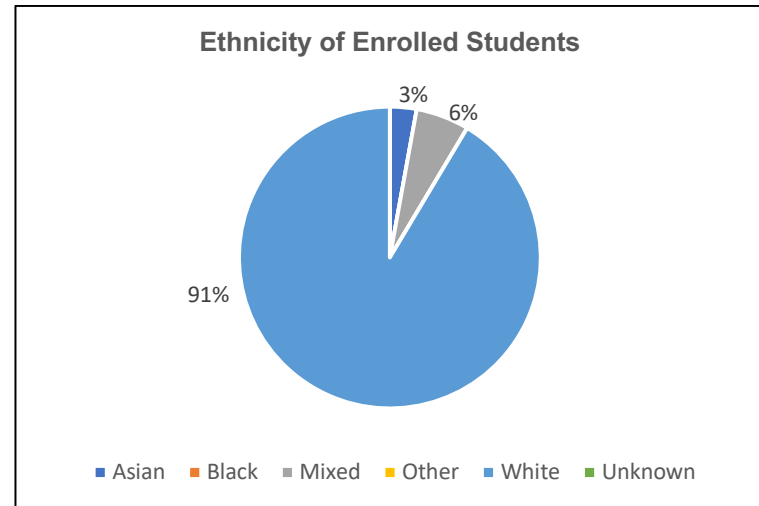
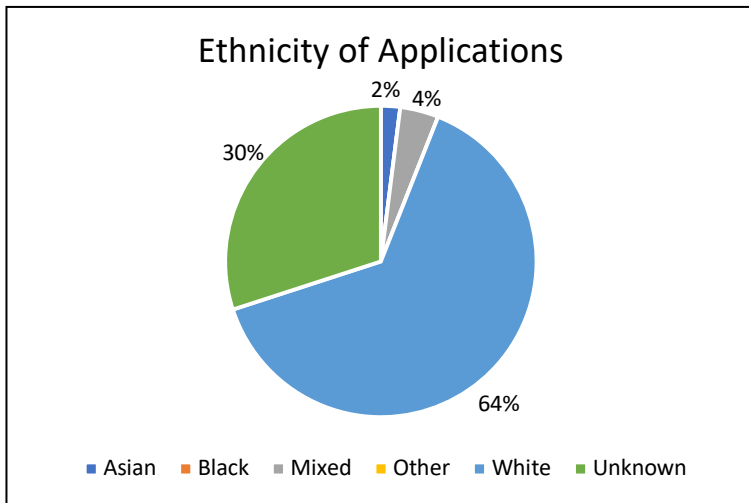




### Information About the Student Intake 2018-19

#### Ethnicity

Ethnicity	Full Time			
	Total number of applications	Offers made	Offers accepted	Registrations
Asian	1	1	1	1
Black	0	0	0	0
Mixed	2	2	2	2
Other	0	0	0	0
White	32	32	32	32
Unknown	15	10	4	0
<b>Total</b>	<b>50</b>	<b>45</b>	<b>39</b>	<b>35</b>

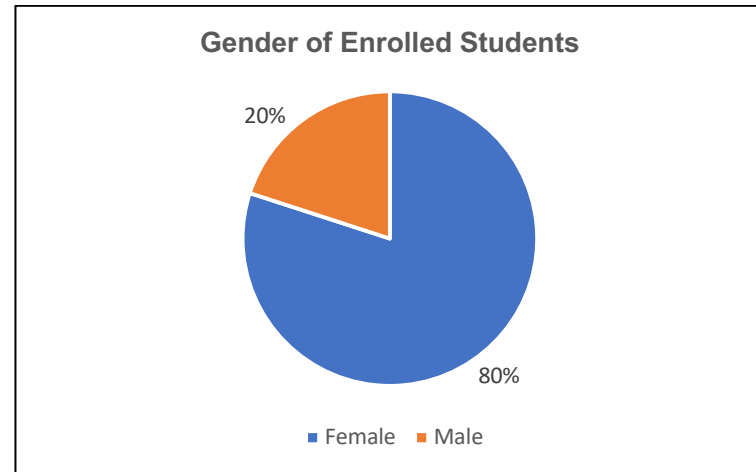
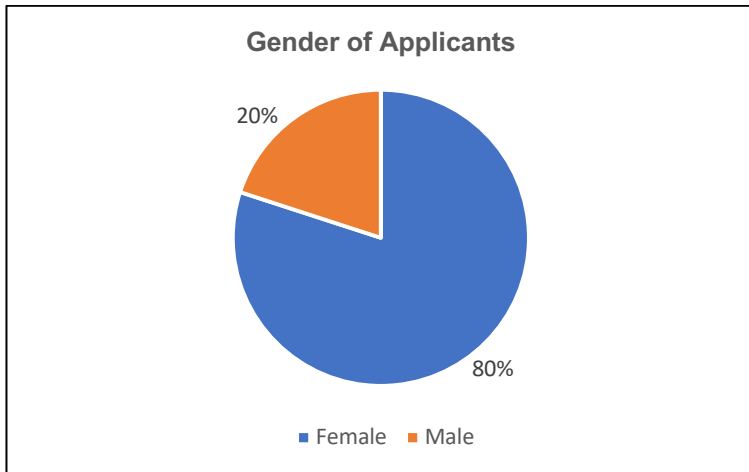




### Information About the Student Intake 2018-19

#### Gender

Gender	Full Time			
	Total number of applications	Offers made	Offers accepted	Registrations
Female	40	35	31	28
Male	10	10	8	7
Other	0	0	0	0
Unknown	0	0	0	0
<b>Total</b>	<b>50</b>	<b>45</b>	<b>39</b>	<b>35</b>





### Information About the Student Intake 2018-19

#### EIMD Quintile

EIMD Quintile	Full Time			
	Total number of applications	Offers made	Offers accepted	Registrations
1	9	9	7	7
2	15	13	12	10
3	17	15	15	14
4	5	5	2	2
5	2	1	1	0
N/A	0	0	0	0
Unknown	2	2	2	2
<b>Total</b>	<b>50</b>	<b>45</b>	<b>39</b>	<b>35</b>

